


2014

2014 08 13

)

(

2014	2
	5
	7
	9
	18
	24
	27
	27
	28
	30
	127



			002313
	SUNSEA Telecommunications Co., Ltd.		
	SUNSEA		

--	--	--

3

	2013 10 24		440301501132494	440301754271093	75427109-3
	2014 05 05		440301501132494	440301754271093	75427109-3

	970,437,625.03	1,021,889,443.29	-5.03%
	20,339,717.76	110,542,016.92	-81.60%
	15,516,974.41	107,704,693.64	-85.59%
	61,406,104.50	-198,500,620.78	-130.93%
/	0.06	0.35	-82.86%
/	0.06	0.35	-82.86%
	1.05%	5.44%	-4.39%
	4,072,789,747.22	3,956,506,539.34	2.94%
	1,940,187,442.64	1,960,406,882.45	-1.03%

	1,827,858.94	
	5,764,634.93	

2013 12 4G
2014

4G

2013

,

4G

“ ”

4G

4G

FTTH

FTTH

FTTH

/

1

	970,437,625.03	1,021,889,443.29	-5.03%	
	704,029,224.76	678,263,667.16	3.80%	
	89,319,117.07	74,385,235.02	20.08%	
	109,210,036.41	101,970,314.97	7.10%	

	16,989,932.47	4,394,432.05	286.62%	
	4,766,437.69	21,140,396.19	-77.45%	
	36,332,962.46	29,596,405.88	22.76%	
	61,406,104.50	-198,500,620.78	-130.93%	
	-26,750,869.07	-111,460,545.73	-76.00%	
	-60,130,547.68	113,129,760.99	-153.15%	
	-25,500,078.26	-197,358,905.29	-87.08%	

•

“ ODN

”

	966,193,761.15	699,131,607.20	27.64%	-5.22%	3.44%	-6.06%
	248,967,352.13	177,781,265.20	28.59%	-35.19%	-29.30%	-5.95%
	283,198,811.86	194,834,376.28	31.20%	7.43%	23.11%	-8.77%
	33,201,100.30	25,411,288.78	23.46%	178.00%	228.51%	-11.77%
	363,727,863.60	278,542,548.95	23.42%	6.65%	12.04%	-3.69%

	37,098,633.26	22,562,127.99	39.18%	99.43%	129.34%	-7.93%
	923,612,226.45	668,491,541.05	27.62%	-6.15%	2.33%	-6.00%
	42,581,534.70	30,640,066.15	28.04%	20.59%	35.24%	-7.80%

1**1**

11,000,000.00	43,587,000.00	-74.76%
		51.00%
		52.94%

2**3**

2

1

2

3

3

1

	77,146
	5,367.39
	66,789.87

2012 6 15

(A)4,000

1.00

20.00

80,000

2,854

77,146

5,367.39

58.52

1.62

	2014 3 10	2014	2014 1 31	11,947.08
	9,469.17		1,032.99	
	2,477.91			•
				2014-013
	2014 3 26		11,433.29	

3

		(1)		(2)	(3)=(2)/(1)				
ODN	ODN	50,700	4,806.24	55,018.33	108.52%	2013 12 31	298.19		
PLC	PLC	21,727	486.41	10,177.81	46.84%	2013 12 31	30.18		
		4,719	74.74	1,593.73	33.77%	2013 12 31			
	--	77,146	5,367.39	66,789.87	--	--	328.37	--	--
()			2012 10 24	2012		"ODN"			
			2013			2012-064		2013 9 5	
									2013-068

4

--	--	--

2014	2014 08 15	
------	------------	--

4

				8992.09	249,555,56 8.99	103,326,49 4.05	2,447,564.6 1	-245,229. 13	-183,921.85
				5000	81,694,089. 90	72,472,652. 07	2,577,624.7 7	-2,248,51 1.95	-2,248,791.99
				3000	769,576,66 0.35	11,010,850. 81	222,420,39 1.48	-1,635,72 2.32	-1,525,701.21
				33824.6418	1,029,691,8 20.48	616,958,86 6.13	99,722,693. 73	6,461,165 .81	5,885,791.81
				0.129	8,601,618.8 7	67,981.70	8,055,028.8 0	61,547.42	61,548.23
			PLC	1800	97,009,289. 16	74,859,231. 78	2,770,368.7 8	-11,577,4 80.58	-7,572,737.39
			ODN	2500	16,072,060. 96	13,875,915. 19	7,436,237.8 6	-723,247. 72	-723,247.72
				1000	67,196,232. 52	49,994,042. 74	34,937,621. 45	10,502,31 9.01	11,492,366.9 2
				2000	52,642,001. 25	14,682,262. 81	27,466,665. 02	-2,737,03 0.07	-2,100,998.88
				1500	86,317,761. 84	43,197,276. 10	34,141,629. 43	4,898,759 .34	3,782,323.18
				10000	183,743,29 1.69	148,286,28 6.17	61,611,957. 12	9,595,657 .90	8,061,011.64
				3000	192,670,63 9.11	82,294,562. 39	50,701,093. 45	2,612,633 .53	2,161,470.12
				3000	125,109,47 6.83	53,164,923. 60	60,817,792. 21	8,558,893 .02	8,176,019.90

5

	7,500	0	7,500		
	7,500	0	7,500	--	--
	2011 09 06				
	2011-043				

2014 1-9

2014 1-9

2014 1-9		-100.00%		-50.00%
2014 1-9		0		7,330.68
2013 1-9	14,661.36			
	1			
	2			


“ ”

“ ”

2013 2014 4 14 312,000,000 10 0.2
6,240,000.00 2014 5 22

2014 01 06					
2014 04 29					
2014 06 19					
2014 06 21					
2014 06 25					
2014 06 27					

2



1

2

3

4

5

1

1

2

3

2

	2013 07 09	3,000	2013 09 11	3,000				
	2014 01 21	2,500						
	2014 06 24	1,000						
A1			3,500	A2				1,000
A3			6,500	A4				3,000
A1+B1			3,500	A2+B2				1,000
A3+B3			6,500	A4+B4				3,000
A4+B4				1.55%				
C				0				
D 70%				0				
E 50%				0				
C+D+E				0				

3

4

5%

		18 36	2012 7	2012 07 16	3
		18 36	2012 7	2012 07 16	3
	IDGVC	2012 7 18 36		2011 11 20	3

	IDGVC		2008 09 30		
			2008 09 30		
			2008 09 30		

12 2014 11 “ ” 2014 4 30 2014

5 27 2014 5 28 2014

	83,258,500	26.16%				-6,229,500	-6,229,500	77,029,000	24.69%
1									
2									
3	83,258,500	26.16%				-6,229,500	-6,229,500	77,029,000	24.69%
	77,025,000	24.20%						77,025,000	24.69%
	6,233,500	1.96%				-6,229,500	-6,229,500	4,000	0.00%
4									
	234,975,000	73.84%				-4000	-4,000	234,971,000	75.31%
1	234,975,000	73.84%				-4000	-4,000	234,971,000	75.31%
2									
3									
4									
	318,233,500	100.00%				-6,233,500	-6,233,500	312,000,000	100.00%

2013 12 27

3 25

2013

312,000,000 2014

2014-018

2014 3 25

2014-018

6,233,500

“ ”

“ ” “ ”

			37,751		8		0
5%		10					
		24.69%	77,025,000		77,025,000		
		1.53%	4,765,685			4,765,685	
		1.28%	4,000,000			4,000,000	
		0.64%	2,000,000	2,000,000		2,000,000	
13		0.56%	1,750,000			1,750,000	
83	08	0.54%	1,676,556	-3,559,444		1,676,556	
		0.48%	1,496,315			1,496,315	
		0.42%	1,297,772	1,297,772		1,297,772	
9		0.39%	1,201,978	1,201,978		1,201,978	
		0.35%	1,091,200	1,091,200		1,091,200	
10		2012		10			

3	2012 7 18	,2013 7 18
10		
	4,765,685	4,765,685
	4,000,000	4,000,000
	2,000,000	2,000,000
13	1,750,000	1,750,000
08 83	1,676,556	1,676,556
	1,496,315	1,496,315
	1,297,772	1,297,772
9	1,201,978	1,201,978
	1,091,200	1,091,200
	1,076,906	1,076,906
10 10		
4	1,297,772	1,076,906

1

2

							130,000		0
							130,000		0

			2014 01 17	
			2014 06 10	
			2014 06 10	
			2014 06 20	
			2014 06 20	

	4,000,000.00	

	1,555,308.29	1,381,497.82
	79,129,411.95	112,018,037.20
	63,000.00	63,000.00
	1,776,331,158.39	1,653,988,526.74
	37,738,082.33	39,226,290.89
	37,738,082.33	39,226,290.89
	1,814,069,240.72	1,693,214,817.63
	312,000,000.00	318,165,900.00
	1,146,825,413.69	1,174,978,671.26
	55,988,304.42	55,988,304.42
	425,373,724.53	411,274,006.77
	1,940,187,442.64	1,960,406,882.45
	318,533,063.86	302,884,839.26
	2,258,720,506.50	2,263,291,721.71
	4,072,789,747.22	3,956,506,539.34

194,462,497.87	139,011,164.80
20,469,261.25	40,932,972.43
958,215,517.14	980,813,321.40
1,436,960.89	1,121,151.45
781,345,514.14	891,508,595.15
446,033,762.03	343,966,173.74
	6,087,414.15
2,401,963,513.32	2,403,440,793.12
442,497,796.85	438,497,796.85
60,822,547.61	63,969,122.95

	75,000,000.00	75,860,595.85
	594,252,700.95	593,381,016.79
	2,996,216,214.27	2,996,821,809.91
	455,000,000.00	430,000,000.00
	278,303,633.67	129,690,056.08
	291,090,005.56	421,210,770.31
	15,606,360.29	13,511,097.40
	10,922,694.99	19,313,780.21
	1,871,870.90	-2,779,372.20
	1,297,047.18	1,291,538.84
	7,724,529.83	17,788,864.98
	1,061,816,142.42	1,030,026,735.62
	9,270,000.00	9,270,000.00
	9,270,000.00	9,270,000.00
	1,071,086,142.42	1,039,296,735.62
	312,000,000.00	318,165,900.00
	1,194,178,952.08	1,221,735,782.08
	55,988,304.42	55,988,304.42

	362,962,815.35	361,635,087.79
	1,925,130,071.85	1,957,525,074.29
	2,996,216,214.27	2,996,821,809.91

3

	970,437,625.03	1,021,889,443.29
	970,437,625.03	1,021,889,443.29
	937,380,536.82	880,097,707.12
	704,029,224.76	678,263,667.16
	9,197,877.20	16,230,765.28
	89,319,117.07	74,385,235.02
	109,210,036.41	101,970,314.97
	16,989,932.47	4,394,432.05
	8,634,348.91	4,853,292.64
“ ”		
“ ”	1,959,217.84	
“ ”		
“ ”	35,016,306.05	141,791,736.17

	6,923,017.57	4,282,270.20
	231,371.14	141,943.74
	131,358.90	98,706.41
“ ”	41,707,952.48	145,932,062.63
	4,766,437.69	21,140,396.19
“ ”	36,941,514.79	124,791,666.44
	20,339,717.76	110,542,016.92
	16,601,797.03	14,249,649.52
	--	--
	0.06	0.35
	0.06	0.35
	36,941,514.79	124,791,666.44
	20,339,717.76	110,542,016.92
	16,601,797.03	14,249,649.52

4

	583,271,753.37	657,670,418.46
	458,549,125.71	440,330,259.67
	1,036,927.08	5,618,123.89
	61,327,114.06	57,603,345.88
	35,021,998.21	45,671,311.00
	12,549,591.01	2,067,681.40
	8,738,261.48	7,214,433.68
“ ”		
“ ”		
“ ”	6,048,735.82	99,165,262.94
	2,298,411.13	1,323,494.83

	160,419.91	75,419.15
	125,047.74	51,531.15
“ ”	8,186,727.04	100,413,338.62
	618,999.48	12,872,087.75
“ ”	7,567,727.56	87,541,250.87
	--	--
	7,567,727.56	87,541,250.87

5

	1,063,295,432.24	744,030,805.39
	10,070,643.72	681,045.68
	100,714,533.96	54,923,488.38
	1,174,080,609.92	799,635,339.45
	602,319,837.20	576,705,436.13

	207,989,909.13	146,974,856.57
	42,040,662.35	81,441,568.59
	260,324,096.74	193,014,098.94
	1,112,674,505.42	998,135,960.23
	61,406,104.50	-198,500,620.78
	56,000.00	63,800.00
	7,169,935.13	
	7,225,935.13	63,800.00
	22,976,804.20	83,072,580.32
	11,000,000.00	
		28,451,765.41
	33,976,804.20	111,524,345.73
	-26,750,869.07	-111,460,545.73
	2,450,000.00	42,550,700.00
	2,450,000.00	3,500,000.00
	389,200,000.00	464,992,716.61
	3,146,570.62	
	394,796,570.62	507,543,416.61
	355,054,858.00	300,800,000.00
	23,971,472.86	80,828,447.81
	75,900,787.44	12,785,207.81
	454,927,118.30	394,413,655.62

	-60,130,547.68	113,129,760.99
	-24,766.01	-527,499.77
	-25,500,078.26	-197,358,905.29
	273,497,386.38	718,940,944.93
	247,997,308.12	521,582,039.64

6

	677,788,865.70	509,881,388.27
	7,074,049.66	82,102.37
	517,517,478.20	77,583,628.10
	1,202,380,393.56	587,547,118.74
	242,529,204.32	337,428,624.67
	79,758,132.71	81,646,804.75
	12,405,935.06	54,989,404.38
	774,628,515.55	355,751,474.73
	1,109,321,787.64	829,816,308.53
	93,058,605.92	-242,269,189.79
		18,500.00
		18,500.00

	-6,364,049.49	-57,415,976.72
		39,050,700.00
	375,000,000.00	460,000,000.00
	375,000,000.00	499,050,700.00
	350,000,000.00	300,000,000.00
	22,487,294.16	80,363,882.85
	75,900,787.44	741.41
	448,388,081.60	380,364,624.26
	-73,388,081.60	118,686,075.74
	-33,199.20	-524,518.33
	13,273,275.63	-181,523,609.10
	116,045,508.83	586,818,693.05
	129,318,784.46	405,295,083.95

7

	318,165,900.00	1,174,978,671.26			55,988,304.42		411,274,006.77		302,884,839.26	2,263,291,721.71

	240,000,000.00	1,226,109,572.90			52,850,255.29		435,965,704.08		184,388,371.60	2,139,313,903.87
	240,000,000.00	1,226,109,572.90			52,850,255.29		435,965,704.08		184,388,371.60	2,139,313,903.87
“ ”	78,165,900.00	-51,130,901.64			3,138,049.13		-24,691,697.31		118,496,467.66	123,977,817.84
							52,027,351.82		24,883,989.41	

	000.00	000.00								
2										
3										
4										
1										
2										
		-50,699, 531.64						-235,275, 357.39	-285,974,8 89.03	
	318,165 ,900.00	1,174,97 8,671.26			55,988, 304.42		411,274, 006.77	302,884,8 39.26	2,263,291, 721.71	

8

	318,165,90 0.00	1,221,735, 782.08			55,988,304 .42		361,635,08 7.79	1,957,525, 074.29	
	318,165,90 0.00	1,221,735, 782.08			55,988,304 .42		361,635,08 7.79	1,957,525, 074.29	
“ ”	-6,165,900. 00	-27,556,83 0.00					1,327,727. 56	-32,395,00 2.44	
							7,567,727. 56	7,567,727. 56	
							7,567,727. 56	7,567,727. 56	
	-6,165,900.	-27,556,83						-33,722,73	



	78,165,900	-431,370.0			3,138,049.		-45,338,55	35,534,021
“ ”	.00	0			13		7.84	.29
							31,380,491	31,380,491
							.29	.29
							31,380,491	31,380,491
							.29	.29
	4,584,900.	73,149,630						77,734,530
	.00	.00						.00
1	4,584,900.	30,718,830						35,303,730
	.00	.00						.00
2		42,430,800						42,430,800
		.00						.00
3								
					3,138,049.		-76,719,04	-73,581,00
					13		9.13	0.00
1					3,138,049.		-3,138,049.	
					13		13	
2								
3							-73,581,00	-73,581,00
							0.00	0.00
4								
	73,581,000	-73,581,00						
	.00	0.00						
1	73,581,000	-73,581,00						
	.00	0.00						
2								
3								
4								
1								
2								
	318,165,90	1,221,735,			55,988,304		361,635,08	1,957,525,
	0.00	782.08			.42		7.79	074.29

DDF ODF MDF

1 107 ()

1

—— 38
“ ”
2010 2006 2 15
15 ——

2

2014 6 30 2014
2010
15

3

1 1 12 31

4

2

12

12

19 “ ” (6 1 “ ” “ ” 5 “ 2012 ” 13“ ” “ ” “ ”

6

1 “ ”

2 “ ”

3 “ ”

“ ”

“ ”

” “

”

7

1

1

,

2

“

”

22 —

”

2 —

13“

”

10“

“

” 13 2 “

”

8

9

1

2

“ ”

“ ”

10

13 —

14 —

3

4

5

6

7

8

9

10

11

1

1

	100

2

--	--	--

6	0.00%	0.00%
7-12	5.00%	5.00%
1 2	10.00%	10.00%
2 3	25.00%	25.00%
3 4	45.00%	45.00%
4 5	65.00%	65.00%
5	100.00%	100.00%

3

3

4

5

13

1

2

8 —

2007 1 1

7 1 “ ”

14

15

1

2

3

	30	0.00%	3.33%
	5	0.00%	20%
	10	0.00%	10%

|

17

1

2

3

3

4

18

19

20

1

2

3

4

5

6

21

22

23

1

1

2

3

2

1

2

24

1

2

3

4

25

26

1

2

3

4

15 — BOT

14

27

1

2

28

1

1

2

2

29

1

1

2

2

1

2

3

30

1

2

8 —

1

2

31

32

33

1

2

34

1

2

35

1 —

26 “ ”

2

21 —

3

4

10

11

12

13

14

15

1

		17%

		6%
		3%
		3%-5%
		7%
		25% 15% 12.50%

1
 2014 12 31 50% 12.50% 2012 1 1
 2 12.50%
 4 15% 25% 5%
 [2013]37 2013 8 1 6%

2

1 2011 10 31

15% GF201144200114 2013 pÑ@T@Ñ@ps@ 2011
 pÑ 2011 15% 2011 2013 6P36D 2011 12.50% 15%
 590-(0>fHo19- 15%
 590-(0>fHo19- 15%

3

1

1

"				50,000,000.00		44,950,000.00		100.00%	100.00%				
"				30,000,000.00		30,000,000.00		100.00%	100.00%				
				1290				100.00%	100.00%				

"	"												
"	"			18,000,000.00		59,737,932.00		51.00%	51.00%		36,681,023.57		
"	"			25,000,000.00		24,750,000.00		99.00%	99.00%		138,759.15		
"	"			10,000,000.00		37,811,320.00		100.00%	100.00%				
"	"			20,000,000.00		16,450,000.00		82.25%	82.25%		2,606,101.65		

				10,000, 000.00		11,833,9 40.00		100.00 %	100.00 %				
				100,000 .00		100,000 .00		100.00 %	100.00 %				

10,000,
000.00

"

"

2

3

"	"			89,920,900.00		104,286,334.85		100.00%	100.00%				
"	"			338,246,418.00		263,261,462.00		52.94%	52.94%		254,610,098.55		

				15,000,000.00		51,024,444.00		100.00%	100.00%				
"	"												
"	"												
				6,000,000.00		22,312,161.00		100.00%	100.00%				
"	"												
"	"												

"				30,000, 000.00		126,248 ,449.00		100.00 %	100.00 %				
"				100,000 ,000.00		181,749 ,305.00		100.00 %	100.00 %				
"				15,500, 000.00		40,489, 736.00		100.00 %	100.00 %				
"				10,000, 000.00		54,021, 946.88		100.00 %	100.00 %				

--	--	--	--	--	--	--	--	--	--	--	--	--	--	--	--

"

"

"				10,060,000.00		31,792,153.00		100.00%	100.00%				
"													
"				5,500,000.00		5,500,000.00		100.00%	100.00%				
"													
"				500,000.00		500,000.00		100.00%	100.00%				
"													
				10,000.00		8,765.90		100.00%	100.00%				

"													
"													

2

3

2014 1 17

80% 1,600

20% 400

2014 3

20%

2014 4

0

1

4

	18,040,782.16	-29,246.81

5

6

7

--	--	--

	--	
--	----	--

4

5

1

2

3

6

1

	1,291,645,766.63	100.00%	54,129,351.29	4.19%	1,344,999,484.86	100.00%	49,146,112.75	3.65%
	1,291,645,766.63	100.00%	54,129,351.29	4.19%	1,344,999,484.86	100.00%	49,146,112.75	3.65%
	1,291,645,766.63	--	54,129,351.29	--	1,344,999,484.86	--	49,146,112.75	--

--	--	--

1	--	--	--	--	--	--
6	722,280,927.00	55.92%	0	766,387,789.82	56.97%	0.00
7-12	262,509,838.96	20.32%	13,125,491.95	360,834,097.07	26.83%	18,041,704.86
1	984,790,765.96	76.24%	13,125,491.95	1,127,221,886.89	83.80%	18,041,704.86
1 2	257,368,695.83	19.93%	25,736,869.57	166,921,982.96	12.41%	16,692,198.29
2 3	37,947,691.23	2.94%	9,486,922.81	43,014,800.82	3.20%	10,753,700.23
3 4	8,626,239.70	0.67%	3,881,807.87	7,216,179.55	0.54%	3,247,280.80
4 5	2,897,470.91	0.22%	1,883,356.09	609,731.64	0.05%	396,325.57
5	14,903.00	0.00%	14,903.00	14,903.00	0.00%	14,903.00
	1,291,645,766.63	100.00%	54,129,351.29	1,344,999,484.86	--	49,146,112.75

2

3

4

5% 5%

5

		30,613,031.68	1-2	2.37%

		29,179,020.80	1	2.26%
		27,238,141.22	1-3	2.11%
		25,954,315.00	6	2.01%
		25,926,757.79	1-2	2.01%
	--	138,911,266.49	--	10.76%

6

7

8

7

1

	71,825,763.97	100.00%	3,245,880.09	4.52%	76,509,090.78	100.00%	3,656,212.25	4.78%
	71,825,763.97	100.00%	3,245,880.09	4.52%	76,509,090.78	100.00%	3,656,212.25	4.78%
	71,825,763.97	--	3,245,880.09	--	76,509,090.78	--	3,656,212.25	--

1						
6	43,023,736.11	59.90%	0.00	40,490,851.86	52.92%	0.00
7-12	11,287,097.78	15.71%	564,354.87	18,622,250.07	24.34%	931,112.50
1	54,310,833.89	75.61%	564,354.87	59,113,101.93	77.26%	931,112.50
1 2	12,151,395.11	16.92%	1,215,139.51	13,117,116.79	17.15%	1,311,711.70
2 3	5,134,920.46	7.15%	1,283,730.12	3,430,167.54	4.48%	857,541.89
3 4	64,449.79	0.09%	29,002.41	372,903.55	0.49%	167,806.60
4 5	30,032.97	0.04%	19,521.43	250,746.87	0.33%	162,985.46
5	134,131.75	0.19%	134,131.75	225,054.10	0.29%	225,054.10
	71,825,763.97	--	3,245,880.09	76,509,090.78	--	3,656,212.25

2

3

4

5% 5%

5

6

--	--	--	--	--

		4,199,087.30	1-2	5.85%
		2,030,000.00	1-2	2.83%
		1,750,000.00	6	2.44%
		1,520,920.00	1	2.12%
		1,500,000.00	1-3	2.09%
	--	11,000,007.30	--	15.33%

7

8

9

10

8

1

1	37,981,411.25	95.95%	13,625,621.88	90.04%
1 2	1,605,723.72	4.05%	1,506,595.90	9.96%
	39,587,134.97	--	15,132,217.78	--

2

		2,870,942.44	1

		2,344,712.76	1	
		1,339,834.75	1	
		966,195.65	1	
		965,826.40	1	
	--	8,487,512.00	--	--

3 5% 5%

4

9

1

	110,954,219.30	3,605,787.15	107,348,432.15	86,571,549.90	3,592,554.11	82,978,995.79
	22,131,970.55	269,185.68	21,862,784.87	21,110,431.57	375,069.95	20,735,361.62
	378,870.15		378,870.15	291,804.23		291,804.23
	2,660,191.09		2,660,191.09	1,291,383.78		1,291,383.78
	614,297,583.63		614,297,583.63	596,453,193.62		596,453,193.62
	608,619,863.30	10,109,577.10	598,510,286.20	413,799,113.68	9,081,954.88	404,717,158.80
	100,993,896.51	203,599.63	100,790,296.88	109,935,525.33	197,788.41	109,737,736.92
	1,460,036,594.53	14,188,149.56	1,445,848,444.97	1,229,453,002.11	13,247,367.35	1,216,205,634.76

2

	3,592,554.11	13,233.04		3,605,787.15
	375,069.95	6,638.81	112,523.08	269,185.68

	197,788.41	5,811.22			203,599.63
	9,081,954.88	4,429,516.14		3,401,893.92	10,109,577.10
	13,247,367.35	4,455,199.21		3,514,417.00	14,188,149.56

3

10

	64,315,771.32	69,648,437.39
	64,315,771.32	69,648,437.39

11**12****13**

14

15

1

		4,000,000.00		4,000,000.00	4,000,000.00	20.00%	20.00%				
	--	4,000,000.00		4,000,000.00	4,000,000.00	--	--	--			

2

16

17

1

	641,648,016.36		10,678,065.75	4,364,697.41	647,961,384.70
	306,607,125.51		1,571,860.72	611,136.80	307,567,849.43
	286,167,613.65		7,258,495.98	3,196,468.11	290,229,641.52
	20,022,938.48		678,659.63	272,430.69	20,429,167.42
	28,850,338.72		1,169,049.42	284,661.81	29,734,726.33
--					
	117,948,481.46		26,172,814.38	2,209,759.70	141,911,536.14
	22,955,513.80		7,009,639.36		29,965,153.16

	74,045,624.85		15,444,010.72	2,009,226.74	87,480,408.83
	7,611,211.45		1,253,778.96	90,950.10	8,774,040.31
	13,336,131.36		2,465,385.34	109,582.86	15,691,933.84
--			--		
	523,699,534.90		--		506,049,848.56
	283,651,611.71		--		277,602,696.27
	212,121,988.80		--		202,749,232.69
	12,411,727.03		--		11,655,127.11
	15,514,207.36		--		14,042,792.49
			--		
	523,699,534.90		--		506,049,848.56
	283,651,611.71		--		277,602,696.27
	212,121,988.80		--		202,749,232.69
	12,411,727.03		--		11,655,127.11
	15,514,207.36		--		14,042,792.49

26,172,814.38

36,752.14

2**3****4****5****6**

18

1

	31,195,596.05		31,195,596.05	27,620,299.38		27,620,299.38
	5,984,983.21		5,984,983.21	6,021,735.35		6,021,735.35
	37,180,579.26		37,180,579.26	33,642,034.73		33,642,034.73

2

	38,000,000.00	27,620,299.38	3,575,296.67			82.09%	82.09%					31,195,596.05
	68,581,500.00	6,021,735.35		36,752.14		93.97%	93.97%					5,984,983.21
	106,581,500.00	33,642,034.73	3,575,296.67	36,752.14		--	--			--	--	37,180,579.26

3

4

	82.09%	
	93.97%	

5

19

20

21

22

23

1

	83,624,876.05	707,146.26	92,876.00	84,239,146.31
	44,565,527.00	0.00	0.00	44,565,527.00
	3,041,033.08	665,265.92	85,896.00	3,620,403.00
	28,604,839.69	0.00	0.00	28,604,839.69
	35,300.00	0.00	0.00	35,300.00
	7,378,176.28	41,880.34	6,980.00	7,413,076.62
	12,572,987.81	2,512,864.17	3,208.33	15,082,643.65
	3,610,357.61	445,655.27	0.00	4,056,012.88
	431,670.72	107,532.71	0.00	539,203.43
	6,252,415.60	1,443,631.50	0.00	7,696,047.10
	22,062.59	1,764.99	0.00	23,827.58
	2,256,481.29	514,279.70	3,208.33	2,767,552.66
	71,051,888.24			69,156,502.66
	40,955,169.39			40,509,514.12
	2,609,362.36			3,081,199.57
	22,352,424.09			20,908,792.59
	13,237.41			11,472.42

	5,121,694.99			4,645,523.96
	71,051,888.24			69,156,502.66
	40,955,169.39			40,509,514.12
	2,609,362.36			3,081,199.57
	22,352,424.09			20,908,792.59
	13,237.41			11,472.42
	5,121,694.99			4,645,523.96

2,512,864.17

2

24



25

	13,159,225.06	1,013,272.28	2,793,773.47		11,378,723.87	
	13,159,225.06	1,013,272.28	2,793,773.47		11,378,723.87	--

26

1

1■

	24,767,568.34	20,011,781.62
	28,665,942.16	24,137,395.59

2014			
2015			
2016			
2017	1,607,268.71	1,607,268.71	
2018	18,404,512.91	18,404,512.91	
2019	4,755,786.72		
	24,767,568.34	20,011,781.62	--

27

	52,802,325.00	4,278,672.79	-327,733.59	33,500.00	57,375,231.38
	13,247,367.35	4,455,199.21		3,514,417.00	14,188,149.56
	66,049,692.35	8,733,872.00	-327,733.59	3,547,917.00	71,563,380.94

28

	75,000,000.00	75,000,000.00
		4,839,709.48
	75,000,000.00	79,839,709.48

29

1

--	--	--

		9,893,897.11
		4,845,895.00
	30,650,000.00	21,400,000.00
	471,027,075.50	431,392,141.39
	501,677,075.50	467,531,933.50

1 30,000,000.00

2 650,000.00

2 ~~UŘIŠŤOVÁNÍ A ŽADY O ÚPRAVY~~ 08AŇ

2**5% 5%****3**

	7,558,897.42		
	6,668,246.39		
	5,925,934.97		
	4,513,431.55		
	3,370,732.14		
	3,177,949.68		
	3,147,712.49		
	34,362,904.64		

33**1**

1	22,153,615.09	23,437,228.98
1	8,836,637.70	398,039.47
	30,990,252.79	23,835,268.45

2**5% 5%****3****34**

	45,097,584.60	188,845,035.97	201,596,723.23	32,345,897.34

1.

372,821.87	372,821.87	
11,613,952.57	12,353,449.06	-19,068.38
1,731,981.61	1,778,791.97	0.00
8,372,477.96	9,012,934.94	-19,068.38
960,215.58	992,858.58	0.00
349,614.90	359,923.40	0.00
199,662.52	208,940.17	0.00
1,659,959.70	1,636,878.95	23,080.75
		0.00
93,172.38	91,401.10	26,942.75

36

	1,555,308.29	1,381,497.82
	1,555,308.29	1,381,497.82

37

38

1

1	39,429,051.43	88,406,916.93
1	39,700,360.52	23,611,120.27
	79,129,411.95	112,018,037.20

2

5% 5%

3

	7,510,162.26	
	4,945,967.80	
	3,857,114.87	
	36,313,244.93	

39

40

41

	63,000.00	63,000.00
	63,000.00	63,000.00

2012	63,000.00	63,000.00

42

43

44

45

46

	37,738,082.33	39,226,290.89
	37,738,082.33	39,226,290.89

1,488,208.56

						/
PECVD	24,555,440.89					

47

	318,165,900.00				-6,165,900.00	-6,165,900.00	312,000,000.00

3

1 2014 3 5 6,165,900.00
 2014 3 5 [2014] 48390001

48

49

50

	1,129,541,261.88		28,153,257.57 1,101,388,004.31
	45,437,409.38		45,437,409.38

10%

50%

52

53

	411,274,006.77	--
	411,274,006.77	--
	20,339,717.76	--
	6,240,000.00	
	425,373,724.53	--

- 1) 0.00
- 2) 0.00
- 3) 0.00
- 4) 0.00
- 5) 0.00

2014 5 7	2013	2013
0.02	312,000,000	6,240,000.00

54

1

	966,193,761.15	1,019,403,068.32
	4,243,863.88	2,486,374.97
	704,029,224.76	678,263,667.16

2

	966,193,761.15	699,131,607.20	1,019,403,068.32	675,900,925.13
	966,193,761.15	699,131,607.20	1,019,403,068.32	675,900,925.13

3

	248,967,352.13	177,781,265.20	384,170,532.36	251,460,226.83
	283,198,811.86	194,834,376.28	263,624,506.45	158,262,378.37
	33,201,100.30	25,411,288.78	11,942,963.75	7,735,259.02
	363,727,863.60	278,542,548.95	341,062,929.19	248,605,190.04
	37,098,633.26	22,562,127.99	18,602,136.57	9,837,870.87
	966,193,761.15	699,131,607.20	1,019,403,068.32	675,900,925.13

4

	923,612,226.45	668,491,541.05	984,090,673.24	653,245,338.13
	42,581,534.70	30,640,066.15	35,312,395.08	22,655,587.00
	966,193,761.15	699,131,607.20	1,019,403,068.32	675,900,925.13

5

	451,969,563.02	46.57%
	149,939,797.91	15.45%
	102,207,106.01	10.53%
	11,681,277.34	1.20%

Alcatel-Lucent	9,114,178.00	0.94%
	724,911,922.28	74.69%

55

56

	6,752,998.07	8,242,833.61	
	1,233,439.29	4,697,620.69	
	878,206.35	2,988,872.05	
	85,303.45	163,159.76	
	247,930.04	138,279.17	
	9,197,877.20	16,230,765.28	--

57

	12,804,443.18	16,231,220.02
	2,978,724.61	2,670,366.19
	10,197,426.63	7,824,236.56
	7,264,164.00	5,969,234.95
	24,102,807.88	17,171,343.57
	1,162,258.50	211,319.52
	20,031,010.22	15,107,429.67
	10,778,282.05	9,200,084.54
	89,319,117.07	74,385,235.02

58

	25,273,781.11	28,121,706.63

	36,332,962.46	29,596,405.88
	4,336,648.91	3,622,043.14
	3,625,676.68	2,798,907.04
	3,221,191.76	3,987,893.90
	8,242,627.10	6,674,085.24
	3,251,237.24	4,400,990.38
	1,756,288.37	2,039,335.57
	3,618,397.50	4,138,890.74
	19,551,225.28	16,590,056.45
	109,210,036.41	101,970,314.97

59

	24,248,244.61	10,398,902.14
	7,460,180.39	7,214,254.32
	-359,272.26	652,572.97
	561,140.51	557,211.26
	16,989,932.47	4,394,432.05

60

61

1

	1,959,217.84	
	1,959,217.84	

2

3

62

	4,291,672.78	8,349,595.08
	4,342,676.13	-3,496,302.44
	8,634,348.91	4,853,292.64

63

1

		81,786.65	
		81,786.65	
	5,764,634.93	3,113,241.90	5,764,634.93
	395,419.31	398,511.43	395,419.31
	762,963.33	688,730.22	762,963.33
	6,923,017.57	4,282,270.20	6,923,017.57

2

			/	
PECVD	1,488,208.56	1,496,541.90		
2011		370,000.00		
		300,000.00		
2012		100,000.00		
2013 4		13,000.00		
2011		80,000.00		
		60,000.00		

13	2011		604,700.00		
			50,000.00		
			30,000.00		
	2012		9,000.00		
	2014	2013	110,000.00		
	2013	9	40,000.00		
	2012	2013	340,000.00		
	2014	1	30,000.00		
			91,673.00		

66

	0.06	0.06	0.35	0.35
	0.05	0.05	0.34	0.34

67**68****1**

	1,640,545.78
	5,517,467.00
	4,188,972.05
	89,367,549.13
	100,714,533.96

2

	233,253.04
	108,216,004.81
	151,874,838.89
	260,324,096.74

3**4**

5

	3,146,570.62
	3,146,570.62

6

	33,722,730.00
	42,178,057.44
	75,900,787.44

69**1**

1	--	--
	36,941,514.79	124,791,666.44
	8,634,348.91	4,853,292.64
	26,172,814.38	15,073,005.07
	2,512,864.17	2,398,932.78
	2,793,773.47	3,236,574.33
	“ ”	131,358.90
	“ ”	24,273,010.62
	“ ”	-4,096,351.51
	“ ”	-225,587,560.28
	“ ”	-90,957,422.99
	“ ”	280,587,754.04
	61,406,104.50	-198,500,620.78
2	--	--
3	--	--
	247,997,308.12	521,582,039.64

	273,497,386.38	718,940,944.93
	-25,500,078.26	-197,358,905.29

2

	--	--
1		88,734,500.00
2		46,111,500.00
		17,659,734.59
3		28,451,765.41
4		59,566,487.60
		135,834,501.93
		4,928,299.07
		81,196,313.40
	--	--
1	20,000,000.00	
2	15,100,000.00	
	7,930,064.87	
3	7,169,935.13	
4	18,040,782.16	
	18,069,812.83	
	1,895,388.90	
	1,924,419.57	

3

	247,997,308.12	273,497,386.38
	329,953.11	500,461.44
	247,667,355.01	272,996,924.94
	247,997,308.12	273,497,386.38

70

1

						26,000,000	24.69%	24.69%		27926142-6

2

1

3

4

		62555026-4

6

1

2013 2 26		2013 2 26	171		
			7,003.44		30%
2,101.03	30%	2,101.03		40%	2,801.38
2013 5 15					
				“	”
				“	”
2013 7 5					7
				“	”
			7		“
2013 10 28					4
				“	”
			4		“
6,061.55		30%	1,818.47		30%
	40%	2,424.61			
2013 12 27					
		2013			
		30%			
		2013		30%	1,818.47
		3	[2009]8		
					30%
	40%		4,243.08	2013	2013
2014 3 25					

1

2

1.

1 (“ ”)
18,391,127.00 2014 6 30 17,612,457.65

2 “ ”
21,408,557.11 2014 6 30 ,
18,097,701.58

2.

1 (“ ”) (

“ ”)
1 107 ()
223.43 30 12
43 18,991.55 2013 7 1 2015 6 30
1 108
() 229.91 30
12 43 19,542.35
2013 7 1 2015 6 30

2 () (“ ”)
4 5 6 7 52
33,800 2011 6 1 2014 5 31 5 22 2014 6 1 2017
5 31
4,899.66 118,685.00 2011 5 10 2014
5 9 5 22 2014 5 10 2017 5 31 136,132.00 .

1 2014 [2014]6 7 8 10 11 39 —
30 — 2014 9 — 2014
33 — 2014 40 — 2014 7 1

2014 7 1

9 — 2014

30 — 2014

“ ”

1

2

33 — 2014

1

2

3

40 —

39 —

2 — 2014

22 —

“ ” “

”

41 —

1

2

3

4


5

1

1

	15,089,171.81	1.52%			7,549,500.23	0.75%		
	977,423,924.43	98.48%	34,297,579.10	3.51%	1,002,039,304.76	99.25%	28,775,483.59	2.87%
	992,513,096.24	100.00%	34,297,579.10	3.46%	1,009,588,804.99	100.00%	28,775,483.59	2.85%
	992,513,096.24	--	34,297,579.10	--	1,009,588,804.99	--	28,775,483.59	--

1	--	--	--	--	--	--
6	546,876,917.07	55.95%	0	564,969,775.27	56.38%	0.00
7-12	200,287,611.76	20.50%	10,014,380.58	311,577,798.62	31.09%	15,578,889.92
1	747,164,528.83	76.45%	10,014,380.58	876,547,573.89	87.47%	15,578,889.92
1	95,909.89	22.73%	22,219,590.99	121,206,096.91	12.10%	12,120,609.69



2

3


4

5% 5%

5

6

		30,613,031.68	1-2	3.08%
		29,179,020.80	1	



2 3

		100,000,000.00	1-3	12.79%
		1,577,692.16	6	0.20%
		1,500,000.00	1-3	0.19%
	--	751,243,026.77	--	96.07%

7

		512,718,930.53	65.57%
		135,446,404.08	17.32%
		100,000,000.00	12.79%
		1,577,692.16	0.20%
	--	749,743,026.77	95.88%

8

0.00

9

3

		104,286,334. 85	104,286,334 .85		104,286,334. 85	100.00%	100.00%				
		44,950,000.0 0	44,950,000. 00		44,950,000.0 0	100.00%	100.00%				

4

	544,075,291.41	427,109,487.40	621,607,591.51	415,982,375.62
	38,369,421.10	29,325,275.02	35,078,494.61	22,529,791.38
	582,444,712.51	456,434,762.42	656,686,086.12	438,512,167.00

5

	306,055,854.77	52.47%
	111,508,582.77	19.12%

“ ”	-102,067,588.29	26,395,463.44
“ ”	-152,582,268.78	-469,440,636.60
“ ”	308,567,427.81	87,219,687.19
	93,058,605.92	-242,269,189.79
2	--	--
	--	--
	129,318,784.46	405,295,083.95
	116,045,508.83	586,818,693.05
	13,273,275.63	-181,523,609.10

7

1

... } Ö

--	--	--

4

(1)

2014

2014 8 13