

2017

2018 04

) (

10

0.35

2018 4 2

.....6

.....10

.....12

.....26

.....38

.....44

.....44

.....45

.....51

.....57

.....58

.....164



		()
		Ayla Networks, Inc.
		()

			002313
	SUNSEA Telecommunications Co., Ltd.		
	SUNSEA		
	198	17	1701
	518052		
	518110		
	www.sunseagroup.com		
	liwei2@sunseagroup.com		

1

2

	411,576,729.61	605,339,133.08	787,769,149.45	1,185,101,045.91
	-7,210,854.35	35,920,497.21	41,743,581.01	31,567,575.72
	-7,178,400.57	12,290,114.22	31,507,903.36	29,802,175.49
	-125,456,491.26	34,850,472.16	-193,760,939.50	356,308,964.6

	2017	2016	2015	
	-991,104.05	-710,769.48	-36,957,728.89	
	8,823,854.64	18,341,660.18	13,606,163.37	
	31,356,244.04	5,479,364.35	23,464,353.81	
	2,877,813.92	37,251,927.42		
	6,312,440.85	68,332.87	4,611,717.79	
	155,360.61	-3,463,719.16	-14,974,243.92	
	35,599,007.09	63,757,568.76	10,475,314.42	--

1

1

9

2017

2016 7

(Sunsea AIoT)

2017 9 2017 12

2017 11

2018 3

4G

2015 2016

30%

2017 10

2018 1

" + "

/

/

4G 5G

1

	73.8352%
--	----------

" + "

TCL

1

2

1

	2017		2016		
	2,989,786,058.05	100.00%	2,706,793,456.27	100.00%	10.45%
	2,989,786,058.05	100.00%	2,706,793,456.27	100.00%	10.45%
	1,429,561,092.05	47.82%	1,329,007,372.14	49.10%	7.57%
	1,476,491,214.71	49.38%	1,370,439,554.33	50.63%	7.74%
	72,741,653.83	2.43%			
	10,992,097.46	0.37%	7,346,529.80	0.27%	49.62%
	2,860,585,631.79	95.68%	2,644,357,324.25	97.69%	8.18%
	129,200,426.26	4.32%	62,436,132.02	2.31%	106.93%

2

10%

--	--	--	--	--	--	--

	2,989,786,058.05	2,387,388,335.08	20.15%	10.45%	12.36%	-1.35%
	1,429,561,092.05	1,074,670,502.62	24.83%	7.57%	13.75%	-

		2017	2016	
--	--	------	------	--

		73.75%
		0.00%

5

1		579,753,694.64	19.39%
2		554,565,762.94	18.55%
3		537,088,636.96	17.96%
4		499,618,987.99	16.71%
5		33,902,742.90	1.13%
	--	2,204,929,825.43	73.75%

5

		299,418,734.26
		12.28%
		0.00%

5

1		85,999,905.00	3.53%
2		73,041,749.00	3.00%
3		53,220,446.10	2.18%
4			

	6,588,519.98	6,301,488.23	4.55%	
--	--------------	--------------	-------	--

4

	2017	2016	
	978	771	26.85%

1

	2017		2016			
	1,057,264,188.81	21.27%	473,090,790.82	12.13%	9.14%	
	1,001,300,379.12	20.15%	1,040,180,552.69	26.67%	-6.52%	
	1,887,806,830.73	37.98%	1,475,676,906.51	37.83%	0.15%	
	37,278,554.91	0.75%			0.75%	
	336,543,448.46	6.77%	338,445,891.28	8.68%	-1.91%	
			75,198,632.42	1.93%	-1.93%	
	715,338,360.00	14.39%	5,000,000.00	0.13%	14.26%	

			00.00										06 14	
														2017-02 1
			11,700,0 00.00	100.00%							-1,427,4 64.99			

2017-03
8159,450,
000.00 73.84%-623,83
6.322017
09 082017-05
8


3

4

5

1

2



2017
7
31

2017
08
07 850 -426.10 2.46%

100%

10%

			35000	520,822,202.34	350,168,717.41	270,910,692.49	-7,279,322.41	-7,052,453.12
			5000	114,642,904.16	102,352,824.55	46,334,014.25	-15,195,384.13	-9,854,025.15
			33824.641					
			8	2,204,131,512.				

" + "

App

1

2

3

1

2017 07 13			
2017 08 17			

2017 09 07			
2017 11 08			
2017 11 15			
2017 11 30			
2017 12 08			
2017 12 26			

3				
1.2015	2015	0.1		2015
2.2016	2017 4 25		10	0.30
3.2017	2018 4 2		10	0.35

2017	10,920,000.00	102,020,799.59	10.70%	0.00	0.00%
2016	9,360,000.00	67,465,795.37	13.87%	0.00	0.00%
2015	0.00	-28,947,583.17	0.00%	0.00	0.00%

10		0
10		0.35
10		0
		312,000,000
		10,920,000
		297,517,041.17
		100%
		20
2018	4 2 1,092 ,	312,000,000
		10
		0.35
		2017

1

--	--	--	--	--	--	--	--

2017 8 7

100% 850

2017 8

2017 5

2017 6

2017 9

2017 11

2017 4

2017 5

2017 6

2017 9

2017 11

2017 12

	90
	3
	3

()			()	()	()		
	6,094		2016 2 4	6073			
	3,152		2016 8 22				

2016 8 4

600

2

3

5

4

5

1

2016 9 1 2021 12 31 2016 9 1 2018 12

31 71.42 1,999.76

2

Ayla Networks, Inc. D

2,500 D 9,684,292 2,500

D

3

Ayla Networks, Inc

10,000 7,000 70% 3,000

30%

	2016 08 13	www.cninfo.com.cn
	2017 10 13	www.cninfo.com.cn
	2017 10 13	www.cninfo.com.cn
	2018 02 07	www.cninfo.com.cn

1

1

2

3

2

	13							
--	----	--	--	--	--	--	--	--

2017 10
28

5,000

2017 12 8

5,000

3

1

		11,500	0	0
		11,500	0	0

2

4

2017 09 11

NFV

2017 09 11

2017-040

NFV/SDN

NFV/SDN

2017 12 21

"

"

2017 12 22

2017-070

2017 12 29

2017 12 29

2017-071

2018 02 13

2018 2 14

2018-008

1 **REINFORCE T1410**

2017 6 12

2017-020

(2017 7 5

2017-024

(2017 9 1

100%

2017 8 7

100% 850

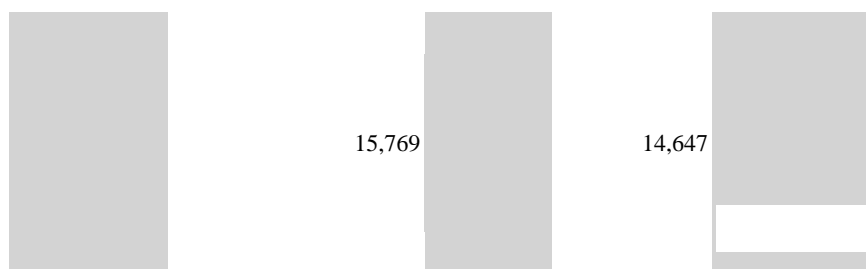
	2017 6 12	
	2017 6 14 2017 08 24	
	2017 09 08 09 21 09 26	
	2017 10 13	
	2017 10 13 2018 2 7	
	2017 12 22	
	2017 12 29	

1

	76,303,075	24.46%				-76,303,025	-76,303,025	50	0.00%

2

	61,425,000	61,425,000		0		2017 7 21
	14,878,075	14,878,075		0		2017 7 21



10			
	77,025,000		77,025,000
	19,278,019		19,278,019
	14,878,075		14,878,075
	8,888,000		8,888,000
	7,694,900		7,694,900
	5,300,000		5,300,000
-019L-FH002	3,471,173		3,471,173
	3,263,000		3,263,000
35	2,978,700		2,978,700
	2,874,201		2,874,201
10		10	
		10	
10			8,888,000
		4	3,262,900

:

12

10

10

10

10

2

®R(

/

		2016 06 29	91440400MA4UR6AM9C	: ;);); ((

3

	2002 12	2015 5
10		

4 **10%**

5

2006

1976

AIA

CFO
2016 8

			2016 08 01		
			2016 03 01		
			2016 08 01		
			2015 11 01		
			2016 06 01		

			2015 03 05		
			2017 05 04		
			2015 08 22		
			2016 07 06		
			2016 07 18		
			2015 01 08		
			2016 06 06		
			2016 08 29		
			2016 09 23		
			2017 03 30		
			2017 05 01		
			2011 09 01	2017 04 30	
			2015 06 12		
			2010 03 16		
			2014 05 01		

			2015 04 15		
			2015 12 18		
			2015 09 18		
			2014 03 14		

			41		46.13	
			38		3.54	
	--	--	--	--	263.19	--

1

	1,201
	1,333
	2,534
	2,534
	0
	724
	386
	978
	80
	366
	2,534
	746
	706
	301
	781
	2,534

2

3

4

2


3

4



-31.8[<1D8804481114>93<1D14>9CA0D14>94<0D74>1B03FF41114>7E50D14>9C4>0* [</P <</MCID 2 >>B6C -436.9 T1 1250.00

1



2

1

2

	2018 04 04	
	2018 4 4 www.cninfo.com.cn	
	100.00%	
	100.00%	
	A B C D E	

	www.cninfo.com.cn

	2018 04 02
	XYZH/2018SZA40391

XYZH/2018SZA40391

2017 12 31

2017

2017 12 31

2017

"

"

1.	
<p>24 33 2017</p> <p>1,028,509,734.55</p>	<p>1)</p> <p>2)</p> <p>3)</p> <p>4)</p> <p>5</p>
2.	
<p>2017 12 31</p> <p>6</p> <p>1,952,094,248.40</p> <p>64,287,417.67</p> <p>1,887,806,830.73</p>	<p>1</p> <p>2</p> <p>3</p> <p>4</p>
3.	
<p>2017 12 31</p> <p>3</p> <p>1,097,347,903.61</p> <p>96,047,524.49</p>	<p>1</p> <p>2</p> <p>3</p>

	4
--	---

2017

)

2

3

4

5

6

()

2017 12 31

	1	1,057,264,188.81	473,090,790.82
	2	12,672,850.84	7,364,543.13
	3	1,001,300,379.12	1,040,180,552.69
	4	87,275,961.58	56,954,592.28
	5	175,154,511.62	103,505,070.92
	6	1,887,806,830.73	1,475,676,906.51
	7	34,931,096.82	125,147,277.58
		4,256,405,819.52	3,281,919,733.93
	8	30,000,040.00	40.00
	9	37,278,554.91	
	10	336,543,448.46	338,445,891.28
	11		75,198,632.42
	12	58,438,783.95	38,322,914.36
	13	208,428,206.38	87,042,769.12
	14	3,563,801.45	897,939.18
	15	34,435,776.66	38,602,891.13
	16	4,434,835.92	40,178,064.95
		713,123,447.73	618,689,142.44
		4,969,529,267.25	3,900,608,876.37

()
2017 12 31

	17	715,338,360.00	5,000,000.00
	18	162,475,468.37	188,709,323.07
	19	1,500,287,179.85	1,173,839,364.59
	20	57,926,798.46	29,148,258.01
	21	67,202,926.76	56,874,865.38
	22	135,288,631.22	88,310,339.32
	23	1,004,630.77	
	24	292,581,324.41	122,811,296.42
	25	393,010.00	2,984,783.33
			1,667,678,230.12
	26		120,000.00
	27	1,572,040.00	2,265,050.00
	15	5,429,355.39	
		7,001,395.39	2,385,050.00
		2,939,499,725.23	1,670,063,280.12
	28	312,000,000.00	312,000,000.00
	29	1,073,361,512.19	1,188,889,457.49
	30	30,054.37	
	31	60,340,732.10	55,988,304.42
	32	539,557,811.17	451,249,439.26
		1,985,290,109.83	2,008,127,201.17
		44,739,432.19	222,418,395.08
		2,030,029,542.02	2,230,545,596.25
		4,969,529,267.25	3,900,608,876.37

2017 12 31

		490,551,371.78	218,093,174.73
		10,936,141.52	5,864,543.13
	1	540,346,768.64	636,735,543.33
		187,895,005.22	3,337,834.76

2017

	33	2,989,786,058.05	2,706,793,456.27
:	33	2,989,786,058.05	2,706,793,456.27
		2,914,276,474.40	2,668,742,753.45
	33	2,387,388,335.08	2,124,722,132.02
	34	19,396,196.22	26,672,604.01
	35	217,432,273.73	221,079,032.54
	36	227,222,279.02	213,681,951.61
	37	6,588,519.98	6,301,488.23
	38	56,248,870.37	76,285,545.04
" "	39	2,910,535.57	32,925,847.91
	39		-4,326,079.51
" "	40	-991,104.05	-710,769.48
" "	41	8,443,239.27	
" "		85,872,254.44	70,265,781.25
	42	35,803,177.90	32,336,677.49
	43	1,559,467.20	3,404,532.76
" "		120,115,965.14	99,197,925.98
	44	20,678,157.86	9,290,603.40
" "		99,437,807.28	89,907,322.58
1.	" -"	99,437,807.28	89,907,322.58
2.	" -"		
1.		102,020,799.59	67,465,795.37
2.		-2,582,992.31	22,441,527.21
		40,704.66	
		30,054.37	
1.			
2.			
		30,054.37	
1.			
2.			
3.			
4.			
5.		30,054.37	
6.			
		10,650.29	
		99,478,511.94	89,907,322.58
		102,050,853.96	67,465,795.37
		-2,572,342.02	22,441,527.21
		0.33	0.22
		0.33	0.22

2017

		1,397,569,423.76	1,307,460,194.00
		1,091,396,383.64	1,037,824,296.33
		8,197,823.19	11,354,930.12
		174,215,245.81	178,875,831.99
		80,735,162.75	82,549,202.78
		5,821,813.22	614,005.71
		16,916,367.86	31,352,093.43
	" "		
" "			-5,693,234.85
" "		14,189.87	-363,543.38
" "		2,908,564.67	
" "		23,209,381.83	-41,166,944.59
		31,969,753.27	16,700,641.35
		1,297,390.01	2,813,113.47
" "		53,881,745.09	-27,279,416.71
		10,357,468.32	-2,990,693.13
" "		43,524,276.77	-24,288,723.58
" "		43,524,276.77	-24,288,723.58
" "			
1.			
2.			
1.			
2.			
3.			
4.			
5.			
6.			
		43,524,276.77	-24,288,723.58

		3,199,290,762.93	2,747,557,900.91
		2,559,334.21	5,394,069.78
	45	185,935,447.53	288,506,689.95
		3,387,785,544.67	3,041,458,660.64
		2,281,669,311.89	1,711,626,156.81
			328,973,597.82
		343,775,381.92	170,164,141.29
		152,091,649.40	532,448,405.48
	45	538,307,195.46	
		3,315,843,538.67	2,743,212,301.40
		71,942,006.00	298,246,359.24
		150,560,000.00	2,516,991.72
		-	
		440,826.88	663,170.00
		8,375,258.57	96,083,961.42
		159,376,085.45	99,264,123.14
		23,772,194.05	20,150,802.65
		302,794,954.42	115,000,000.00
		326,567,148.47	135,150,802.65
		-167,191,063.02	-35,886,679.51
		758,838,360.00	230,000,000.00
	45	22,614,470.36	39,504,103.73
		781,452,830.36	269,504,103.73
		59,016,643.47	623,000,000.00
		16,470,870.60	12,766,675.60
	45	201,537,207.72	10,289,630.75
		277,024,721.79	646,056,306.35
		504,428,108.57	-376,552,202.62
		-3,970,210.63	3,774,846.78
	45	405,208,840.92	-110,417,676.11
	45	410,606,500.03	521,024,176.14
	45	815,815,340.95	410,606,500.03

2017

		1, 794, 772, 081. 63	1, 538, 148, 573. 48
			1, 244. 84
		590, 292, 416. 42	407, 204, 968. 96
		2, 385, 064, 498. 05	1, 945, 354, 787. 28
		1, 527, 526, 981. 76	1, 180, 693, 169. 12
		113, 739, 084. 55	116, 805, 833. 97
		55, 394, 712. 29	82, 244, 746. 41
		877, 439, 503. 96	333, 949, 615. 05
		2, 574, 100, 282. 56	1, 713, 693, 364. 55
		-189, 035, 784. 51	231, 661, 422. 73
		115, 000, 000. 00	

2017

	312,000,000.00				1,166,656,282.91				55,988,304.42		383,783,643.89	294,757,962.04	2,213,186,193.26
	312,000,000.00				1,166,656,282.91				55,988,304.42		383,783,643.89	294,757,962.04	2,213,186,193.26
					22,233,174.58						67,465,795.37	-72,339,566.96	17,359,402.99
											67,465,795.37	22,441,527.21	89,907,322.58
					22,233,174.58							-94,781,094.17	-72,547,919.59
1.												-94,781,094.17	-94,781,094.17
2.													
3.													
4.					22,233,174.58								22,233,174.58
1.													
2.													
3.													

2017

	312,000,000.00				1,223,597,852.13				55,988,304.42	267,705,192.08	1,859,291,348.63
	312,000,000.00				1,223,597,852.13				55,988,304.42	267,705,192.08	1,859,291,348.63
									4,352,427.68	29,811,849.09	34,164,276.77
										43,524,276.77	43,524,276.77
1.											
2.											
3.											
4.											
									4,352,427.68	-13,712,427.68	-9,360,000.00
1.									4,352,427.68	-4,352,427.68	
2.										-9,360,000.00	-9,360,000.00
3.											
1.											
2.											
3.											
4.											
1.											
2.											
	312,000,000.00				1,223,597,852.13				60,340,732.10	297,517,041.17	1,893,455,625.40

2017

	"	"	2003	11	5				
[2003]	3688							[2003]	0228
2003	11	14							110455
			6,000		2016	3	18		
									914403007542710936
2007	4	11						[2007]	663
								2006	12 31
6,000			7,500					7,500	
			60,000,000						15,000,000
2008	9	18							
			IDGVC Everbright Holdings Limited						
			39.5%	25.5%	15%				
			IDGVC Everbright Holdings Limited						
								29,625,000	39.5%
								19,125,000	25.5%
								15,000,000	20% IDGVC Everbright
Holdings Limited								11,250,000	15%
								[2009]	1174
									2009 11
24		24.8						(A)	2,500
		1.00							10,000
	2012	4	6					10,000	2011
12	31							10	10
			100,000,000						
			100,000,000					200,000,000	
20,000									20,000

16.70

6,142.50

19.6875% 2016 7 21

2017 8 22

1,560

33,555.60

5%

7,702.50

24.6875% 2017 9 5

1		
2		
3		
4		
5		
6		
7		
8		
9		
10		
11		
12		
13		
14		
15		
16		
17		
18		
19		
20		
21		
22		
23		
24		
25		
26		
27		
28		
29		
30	()	
31		
32		
33		
34		

35		
36		

7

5

"

"

"

"

"

"

1

"

"

15 ---

2

12

1.

2.

1 1 12 31

3.

12

4.

5.

6.

“

”

7.

,

8.

3

9.

1

2

“

”

10.

1

1

2

3

(

)

2

1

2

3

11.

1

100

2

1	
2	
1	
2	

	%	%
1 1		
6		
7-12	5.00	5.00
1-2	10.00	10.00

	%	%
2-3	25.00	25.00
3-4	45.00	45.00
4-5	65.00	65.00
5	100.00	100.00

3

100

12.

1

2

3

4

13.

20%

20%

50%

" "

14.

		()	(%)	(%)
1				
2		30		3.33
3		5		20.00
4		10		10.00
5		8		12.50
6		5		20.00

15.

()

		%	%
	30		3.33

16.

17.

1

3

18.

1

2

	50	
	3 8 10 14 20	
	10	

19.

24.

1

2

3

BOT

15 —
14

4

5

25.

(1)

26.

()

()

27.

28.

1

1 2017 12

2017 30

" "

30 —

2016

"

-

"

-N45, H:N
-4HN

		25% 15% 16.5%
	70%	1.2%

16.5%

1.

1 2017 8 17

GR201744200699

2017

15%

2017

2019 15%

2 2017 11 28

GR201742000051

2017

15%

2017

2019

15%

3 2015 8 3

GF201541000027

2015

15%

2015

2017

15%

4 2015 10 10

GF201544000222

2015

15%

2015

2017

15%

5 2016 11 21

GR201644201728

2016

15%

2016

2018

15%

6

2014 12 10

"

			410,282,808.07
	345,016,585.22	1.0000	345,016,585.22
	9,037,804.50	6.9370	62,695,249.82
	1,742,261.05	0.8945	1,558,452.51
	138,572.36	7.3068	1,012,520.52
			62,484,290.79
	62,484,045.34	1.0000	62,484,045.34
	18.14	6.9370	125.84
	16.37	7.3068	119.61
			473,090,790.82
			4,713,474.51

	30,369,400.81	33,938,631.80
	34,558,318.88	28,544,534.23
	1,128.17	1,124.76
	176,520,000.00	
	241,448,847.86	62,484,290.79

2.


1

	1,658,376.54	3,601,764.40
	11,014,474.30	3,762,778.73
	12,672,850.84	7,364,543.13

2

3

	70,251,910.35	



7-12	118,534,692.06	5,926,734.61	5.00
1-2	174,937,257.92	17,493,725.78	

	58,150.83

4

			(%)	
	19,198,590.00	4	1.75	1,724,911.83
	18,412,933.33	2-4	1.68	9,166,076.04
	14,687,499.55	2	1.34	1,019,624.74
	13,435,226.38	6	1.22	
	12,615,896.00	6	1.15	
	78,350,145.26		7.14	11,910,612.61

5

6

4.

1

	HN	%
--	----	---

[Redacted]

[Redacted]

		%		%	
	112,425,085.42	100.00	8,920,014.50	7.93	103,505,070.92
	111,005,085.42	98.74	8,920,014.50	8.04	102,085,070.92
	1,420,000.00	1.26			1,420,000.00
	112,425,085.42	100.00	8,920,014.50	-	103,505,070.92

1

2

			%
6	122,159,622.14		
7-12	20,987,172.12	1,049,358.61	5.00
1-2	20,158,898.73	2,015,889.87	10.00
2-3	13,652,113.33	3,413,028.34	25.00
3-4	7,344,689.35	3,305,110.21	45.00
4-5	1,815,437.09	1,180,034.11	65.00
5	1,821,873.31	1,821,873.31	100.00
	187,939,806.07	12,785,294.45	-

			%
6	58,270,181.33		
7-12	15,422,519.10	771,125.96	5.00
1-2	21,353,451.31	2,135,345.13	10.00
2-3	10,574,054.37	2,643,513.58	25.00
3-4	2,498,263.30	1,124,218.49	45.00
4-5	1,830,870.50	1,190,065.83	65.00
5	1,055,745.51	1,055,745.51	100.00
	111,005,085.42	8,920,014.50	-

3

2

5,411,261.80

1,010,257.54

3

4

	87,846,277.35	19,190,957.12
	68,505,754.19	63,990,166.78
	24,194,414.57	28,139,670.37
	7,393,359.96	1,104,291.15
	187,939,806.07	112,425,085.42

5

				¥	
	51,800,000.00	6		27.56	
	5,000,000.00	6		2.66	
	3,145,210.72	6		1.67	
	2,838,790.80	3		1.51	377,730.00
	2,565,000.00	2-3		1.36	641,250.00
	65,349,001.52			34.76	1,018,980.00

6

7

8

6.

1

	1, 275, 247, 600. 51	4, 880, 242. 36	1, 270, 367, 358. 15
	479, 012, 152. 73	49, 857, 893. 69	429, 154, 259. 04
	67, 127, 414. 86	6, 693, 777. 39	60, 433, 637. 47
	99, 826, 588. 67	2, 299, 813. 57	97, 526, 775. 10
	26, 622, 976. 55	555, 690. 66	26, 067, 285. 89
	2, 266, 362. 90		2, 266, 362. 90
	1, 991, 152. 18		1, 991, 152. 18
	1, 952, 094, 248. 40	64, 287, 417. 67	1, 887, 806, 830. 73

	953, 615, 186. 54		953, 615, 186. 54
	436, 107, 660. 03	52, 496, 147. 10	383, 611, 512. 93
	74, 043, 474. 61	6, 256, 668. 18	67, 786, 806. 43
	50, 587, 690. 71	2, 740, 818. 58	47, 846, 872. 13
	21, 983, 634. 55	1, 737, 626. 76	20, 246, 007. 79
	2, 357, 757. 77		2, 357, 757. 77
	212, 762. 92		212, 762. 92
	1, 538, 908, 167. 13	63, 231, 260. 62	1, 475, 676, 906. 51

2

		4, 880, 242. 36					4, 880, 242. 36
	2, 740, 818. 58	4, 077, 239. 48	1, 271, 166. 51	396, 538. 26	5, 392, 872. 74		2, 299, 813. 57
	1, 737, 626. 76	682, 795. 15	503, 166. 82	161, 361. 79	550, 005. 11	1, 656, 531. 17	555, 690. 66
	6, 256, 668. 18	2, 292, 336. 02		1, 063, 268. 87		791, 957. 94	6, 693, 777. 39
	52, 496, 147. 10	3, 376, 376. 16		219, 453. 38	5, 795, 176. 19		49, 857, 893. 69
	63, 231, 260. 62	15, 308, 989. 17	1, 774, 333. 33	1, 840, 622. 30	11, 738, 054. 04	2, 448, 491. 11	64, 287, 417. 67

1,840,622.30

11,738,054.04

3

7.

	19,910,594.71	2,162,163.40	
	12,870,872.04	7,192,498.17	
	2,117,830.07	300,150.20	
	31,800.00	112,333.33	
		115,000,000.00	
		327,705.53	
		52,426.95	
	34,931,096.82	125,147,277.58	

8.

1

	30,000,040.00		30,000,040.00	40.00		40.00
	30,000,040.00		30,000,040.00	40.00		40.00
	30,000,040.00		30,000,040.00	40.00		40.00

2

									(%)	
	10.00			10.00					0.0008	
	10.00			10.00					0.0026	
	10.00			10.00					0.0007	
	10.00			10.00					0.0006	
		30,000,000.00		30,000,000.00					2.0000	
	40.00	30,000,000.00		30,000,040.00						

9.

1

1.		
2.	44,080,784.70	44,080,784.70
1		
2	44,080,784.70	44,080,784.70
3.		
1		
2		
4	44,080,784.70	44,080,784.70
1.		
2.	6,802,229.79	6,802,229.79
1	1,142,809.76	1,142,809.76
2	5,659,420.03	5,659,420.03
3.		
1		
2		
4	6,802,229.79	6,802,229.79
1.		
2.		
1		
3		
1		
2		
4.		
1.	37,278,554.91	37,278,554.91
2.		

2

	13,702,035.76	
	19,210,569.25	
	32,912,605.01	

10.

1

1.	252,512,755.73	235,087,978.49	21,032,293.51	36,793,412.88	545,426,440.61
2.	76,024,590.45	12,382,208.51	2,421,723.34	8,266,837.32	99,095,359.62
—	626,888.23	9,562,529.02	2,321,723.34	4,063,467.93	16,574,608.52
—	75,397,702.22				75,397,702.22
—		2,819,679.49	100,000.00	4,203,369.39	7,123,048.88
3.	44,279,086.59	20,762,720.90	961,413.35	1,853,337.50	67,856,558.34
—	198,301.89	11,031,536.33	930,914.97	1,811,601.29	13,972,354.48
—	44,080,784.70	9,731,184.57	30,498.38	41,736.21	53,884,203.86
4.	284,258,259.59	226,707,466.10	22,492,603.50	43,206,912.70	576,665,241.89
1.	47,247,236.39	125,392,508.09	10,461,053.52	23,879,751.33	206,980,549.33
2.	13,462,294.62	26,755,695.82	2,881,760.18	8,235,092.50	51,334,843.12
—	13,462,294.62	24,707,933.71	2,792,510.18	5,493,162.70	46,455,901.21
—		2,047,762.11	89,250.00	2,741,929.80	4,878,941.91
3.	5,727,257.64	10,634,405.73	720,722.40	1,111,213.25	18,193,599.02
—	67,837.61	9,636,531.55	714,622.72	1,097,698.27	11,516,690.15
—	5,659,420.03	997,874.18	6,099.68	13,514.98	6,676,908.87
4.	54,982,273.37	141,513,798.18	12,622,091.30	31,003,630.58	240,121,793.43
1.					
2.					
—					
3.					
—					
4.					
1.	229,275,986.22	85,193,667.92	9,870,512.20	12,203,282.12	336,543,448.46
2.	205,265,519.34	109,695,470.40	10,571,239.99	12,913,661.55	338,445,891.28

2

	110,839,550.26	

11.

1

15-17				75,198,632.42	75,198,632.42
				75,198,632.42	75,198,632.42

2

15-17	75,198,632.42	199,069.80	75,397,702.22	
	75,198,632.42	199,069.80	75,397,702.22	

15-17	78,000,000.00	%	%			%
	78,000,000.00	96.41	100.00			
		-	-			

12.

1

--	--	--	--	--	--

1.	36,285,145.00	3,230,605.23	9,433.96	93,500.00	9,174,011.89	48,792,696.08
2.		310,339.64	16,927.98		23,832,142.65	24,159,410.27
—		307,539.64	16,927.98		976,784.67	1,301,252.29
—		2,800.00			22,855,357.98	22,858,157.98
3.		303,024.50	5,276.71		849,740.64	1,158,041.85
—		303,024.50	5,276.71		849,740.64	1,158,041.85
—						
4.	36,285,145.00	3,237,920.37	21,085.23	93,500.00	32,156,413.90	71,794,064.50
1.	4,172,791.67	1,286,159.90	9,433.96	56,513.37	4,944,882.82	10,469,781.72
2.	725,702.89	319,964.59	95.07	8,467.48	2,141,091.16	3,195,321.19
—	725,702.89	319,964.59	95.07	8,467.48	1,806,192.57	2,860,422.60

	9,552,542.37			9,552,542.37
	7,028,439.33			7,028,439.33
	6,812,083.35			6,812,083.35
	3,026,274.91			3,026,274.91
	2,506,874.32			2,506,874.32
	1,846,140.17			1,846,140.17
		136,596,007.21		136,596,007.21
		524,583.48		524,583.48
	109,156,900.05	137,120,590.69		246,277,490.74

2

	9,552,542.37			9,552,542.37
	7,028,439.33			7,028,439.33
	3,026,274.91			3,026,274.91
	2,506,874.32			2,506,874.32
		7,076,929.91		7,076,929.91
		6,812,083.35		6,812,083.35
		1,846,140.17		1,846,140.17
	22,114,130.93	15,735,153.43		37,849,284.36

15.

1

	167,210,169.76	26,657,303.94	142,587,489.34	22,230,048.70
	33,219,970.85	7,385,481.91	98,014,717.93	14,702,207.69
	1,965,050.00	294,757.50	2,265,050.00	339,757.50
	654,888.71	98,233.31	654,888.71	98,233.31
			7,467,009.53	1,120,051.43
			630,616.67	94,592.50
			120,000.00	18,000.00
	203,050,079.32	34,435,776.66	251,739,772.18	38,602,891.13

2

	89,907,864.54	24,584,370.92
	5,910,066.85	6,016,133.30
	95,817,931.39	30,600,504.22

3

2017		6,768,269.88	
2018	22,340,747.08	5,999,610.09	
2019	3,833,639.87	3,521,897.15	
2020	8,098,362.37	2,017,298.56	
2021	6,753,198.74	6,277,295.24	
2022	48,881,916.48		
	89,907,864.54	24,584,370.92	

4

--	--	--

	21, 717, 421. 56	5, 429, 355. 39		
	21, 717, 421. 56	5, 429, 355. 39		

16.

	2, 892, 613. 46	
	1, 542, 222. 46	999, 458. 39
		39, 178, 606. 56
	4, 434, 835. 92	40, 178, 064. 95

0414130 100
 2017 5 26 2018 5 26
 14 WBG/17/1153
 19,600 2017 12 22 2018 3
 22
 744101LG17000021 2018 7 7
 2

18.

	145,610,326.71	161,104,037.85
	16,865,141.66	27,605,285.22
	162,475,468.37	188,709,323.07

19.

1

	57,926,798.46	29,148,258.01
1	23,024,267.14	8,804,315.01

2 1

	18,180,721.80	
	18,180,721.80	

21.

1

	56,847,536.28	322,985,495.06	313,256,995.73	66,576,035.61
-	27,329.10	26,548,587.04	25,949,024.99	626,891.15
		4,569,361.20	4,569,361.20	
	56,874,865.38	354,103,443.30	343,775,381.92	67,202,926.76

2

1	56,663,037.63	297,217,883.31	288,127,573.51	65,753,347.43
2	31,000.00	6,816,978.31	6,787,518.31	60,460.00
3	29,753.69	12,005,556.54	11,635,681.71	399,628.52
	8,736.21	10,149,624.68	9,910,145.86	248,215.03
	614.94	712,283.63	695,503.24	17,395.33
	630.34	938,443.86	920,598.74	18,475.46
	19,772.20	205,204.37	109,433.87	115,542.70
4	6,034.00	6,865,515.75	6,536,109.75	335,440.00
5	117,710.96	79,561.15		

	25,498.90	25,598,565.24	25,016,868.19	607,195.95
	1,830.20	950,021.80	932,156.80	19,695.20
	27,329.10	26,548,587.04	25,949,024.99	626,891.15

22.

	98,179,201.83	57,108,509.43
	32,087,757.64	25,678,013.60
	1,464,669.08	1,016,007.77
	1,444,558.82	1,915,582.30
	1,109,632.02	1,556,700.71
	578,886.20	188,864.25
	235,928.38	153,902.03
	136,156.86	692,759.23
	51,840.39	

	737,326.75	2,105,566.75
	292,581,324.41	122,811,296.42

2

1

	2,465,746.99	
	1,730,744.86	
	1,514,984.49	
	918,426.62	
	715,500.00	
	7,345,402.96	

25.

1

	393,010.00	2,984,783.33	
	393,010.00	2,984,783.33	

2

			/				/	
2012	393,010.00		393,010.00	393,010.00		393,010.00		*1
	120,940.00		120,940.00					*2
	116,666.66		116,666.66					*3
	291,666.67		291,666.67					*4
2015	2,062,500.00		2,062,500.00					*5
	2,984,783.33		2,984,783.33	393,010.00		393,010.00		

*1 " [2013]27 " 2012 2
 3,930,100.00 2013 10
 393,010.00 2018 393,010.00

*2 " 2011 170" 604,700.00
 2013 5 120,940.00

*3 2011 81 " "
 40 2015 2 116,666.66

*4
 [2015]320
 2

2015

100

2015

291,666.67

*5

2015 242

"

20150164"

450

2015 2

2,062,500.00

26.

		120,000.00	
		120,000.00	

27.

1

	2,265,050.00		693,010.00	1,572,040.00
	2,265,050.00		693,010.00	1,572,040.00

2

28.

		+ -					
	312,000,000.00						312,000,000.00

29.

	1,101,906,389.24		28,544,877.05	1,073,361,512.19
	86,983,068.25		86,983,068.25	
	1,188,889,457.49		115,527,945.30	1,073,361,512.19

2.

30.

1

	30,054.37		30,054.37			
	30,054.37		30,054.37			

2

		(" -")	
		30,054.37	30,054.37
		30,054.37	30,054.37

31.

	55,988,304.42	4,352,427.68	60,340,732.10
	55,988,304.42	4,352,427.68	60,340,732.10

	2,989,786,058.05	2,387,388,335.08	2,706,793,456.27
			2,124,722,132.02

34.

	8,487,396.53	10,476,647.09
	5,953,239.12	7,380,003.73
	2,277,696.36	2,515,300.87
	1,685,176.31	1,345,337.48
	782,560.56	817,287.40
	28,102.46	46,257.49
		3,888,313.41
	182,024.88	203,456.54
	19,396,196.22	26,672,604.01

35.

	48,181,569.87	82,363,800.39
	44,633,411.25	28,265,177.90
	36,227,320.62	32,953,274.35
	31,347,489.90	15,833,038.88
	20,435,352.48	17,107,087.66
	11,084,163.72	6,741,921.04
	492,635.01	123,471.63
	25,030,330.88	37,691,260.69
	217,432,273.73	221,079,032.54

36.

EMC /P <.08 1T<(,)TETEMC 560, 2.26 0.48 0.48 re*370.72 162.26 145.14 0.29892 17.04 reW* nBT/

	79,153,940.68	76,399,088.03
	62,522,746.57	58,577,480.51
	21,997,007.85	17,080,198.88

	34,566,003.47	33,642,368.26
	227,222,279.02	213,681,951.61

	8,443,239.27	
	8,443,239.27	

2

				/
	2,506,851.29			
2015	2,062,500.00			
2016	1,000,000.00			
	485,877.69			
2012	393,010.00			
	300,000.00			
2015	300,000.00			
	260,000.00			
2017	200,000.00			
	192,500.00			
	189,000.00			
	120,940.00			
	116,666.67			
	100,000.00			
2017	60,000.00			
	50,000.00			
	50,000.00			
	24,000.00			
	18,000.00			
2016	9,100.00			
	2,893.62			
	1,000.00			
	900.00			
	8,443,239.27		-	

42.

1

	31,848,157.72	5,105,862.84	31,848,157.72
	2,887,466.67	23,452,780.38	2,887,466.67
	1,067,553.51	3,778,034.27	1,067,553.51
	35,803,177.90	32,336,677.49	35,803,177.90

51%

13. 2

2

				/
2017	1,080,000.00			
	975,800.00			
2015	300,000.00			
	291,666.67			
	200,000.00			
	30,000.00			
	10,000.00			
		5,111,120.20		
2016		2,942,000.00		
		2,610,000.00		
2015		2,250,000.00		
PECVD()		1,984,278.08		
		1,574,755.10		
2015		1,200,000.00		
2016		800,000.00		
		659,000.00		

				/
2016		649,000.00		
2016		580,000.00		
		500,000.00		
2012		393,010.00		
2016		300,000.00		
		296,677.00		
		200,000.00		
		200,000.00		
2016		200,000.00		
2016		200,000.00		

	120,115,965.14
/	18,017,394.77
	-2,640,448.90
	-527,653.99
	8,506,403.48
	-4,072,275.49
	6,295,050.92
	-4,900,312.93
	20,678,157.86

45.

1 / / /

1

	116,057,620.96	90,988,003.11
	47,468,262.50	153,326,682.04
	10,170,999.74	26,692,918.29
	6,667,740.10	4,563,623.03
	5,539,071.32	12,842,596.33
	31,752.91	92,867.15
	185,935,447.53	288,506,689.95

2

	272,696,133.11	284,477,535.77
	145,298,265.87	98,287,813.57
	63,139,910.54	86,663,788.68
	57,172,885.94	63,019,267.46
	538,307,195.46	532,448,405.48

3

--	--	--

	22,614,470.36	39,504,103.73
	22,614,470.36	39,504,103.73

4

	201,537,207.72	10,289,630.75
	201,537,207.72	10,289,630.75

2

1.		
	99,437,807.28	89,907,322.58
	56,248,870.37	76,285,545.04
	47,598,710.97	52,778,641.20
	2,860,422.60	3,894,433.93
	1,348,492.38	2,477,239.67
" _"	991,104.05	710,769.48
" _"		
" _"		
" _"	12,085,712.00	9,190,994.67
" _"	-2,910,535.57	-32,925,847.91
" _"	4,167,114.50	-14,009,619.39
" _"	-187,219.15	
" _"	-413,186,081.27	37,809,288.77
" _"	-60,763,136.38	-34,027,712.58
" _"	324,250,744.22	106,155,303.78
	71,942,006.00	298,246,359.24
2.		
3.		
	815,815,340.95	410,606,500.03
	410,606,500.03	521,024,176.14

	405,208,840.92	-110,417,676.11

3

		8,500,000.00
		8,500,000.00
		124,741.43
		124,741.43
		8,375,258.57

4

	815,815,340.95	410,606,500.03
	291,548.22	323,691.96
	815,523,792.73	410,282,808.07
	815,815,340.95	410,606,500.03

46.

	241,448,847.86	

47.

1

	15,639,365.01	6.5342	102,190,739.88
	132,741.12	7.8023	1,035,686.04
	198,455,411.63	0.8359	165,890,863.13

	3,490,929.30	6.5342	22,810,430.23
	24,832.76	7.8023	193,752.64
	196,000,000.00	0.8359	163,838,360.00
	3,890,862.45	6.5342	25,423,673.42

1.

1

			%					
	2017-5-31	13,000,000.00	100.00		2017-5-31	19,228,831.49		-1,427,464.99
	2017-10-31	168,450,000.00	73.8352		2017-10-31	72,741,653.83		-844,903.66

2

	13,000,000.00	168,450,000.00
	13,000,000.00	168,450,000.00
	12,475,416.52	31,853,992.79
	524,583.48	136,596,007.21

3

	731,299.31	731,299.31	24,599,919.83	24,599,919.83
	587,984.00	587,984.00	368,004.00	368,004.00
	30,355,231.89	30,355,231.89	27,576,666.16	27,576,666.16
	79,765.00	79,765.00	8,648,391.23	8,648,391.23
	1,075,442.28	1,075,442.28	2,186,310.44	2,186,310.44
	16,759,869.16	16,759,869.16	36,151,675.74	36,151,675.74
			12,588,795.01	12,588,795.01
	1,395,452.71	1,395,452.71	2,386,372.32	2,386,372.32
			624.75	624.75
	2,286.04	2,286.04	22,536,485.04	70,186.87
	52,750.25	52,750.25		
			6,500,000.00	6,500,000.00
	35,198,218.22	35,198,218.22	32,057,286.85	32,057,286.85
	7,570.00	7,570.00	37,499,562.23	37,499,562.23
	451,739.51	451,739.51	4,577,065.09	4,577,065.09
	1,760,703.64	1,760,703.64	135,725.53	135,725.53
			23,925.00	23,925.00
	581,488.50	581,488.50	5,818,318.87	5,818,318.87
			1,672,771.78	1,672,771.78
	564,944.25	564,944.25	5,616,574.54	
	12,475,416.52	12,475,416.52	43,142,014.63	26,292,291.00
	12,475,416.52	12,475,416.52	43,142,014.63	26,292,291.00

2.

3.

4.

		%			
	850.00	100.00		2017-8-8	2,877,813.92

2017 8 7

" "

850

2017 8 8

510

2017 9 12

340

2017 8

5.

1.

1

				%	
				100.00	
				100.00	
				100.00	
				100.00	
					51.00
					100.00
					100.00
					100.00
					100.00
					100.00
					100.00
					100.00
					100.00
					100.00
					100.00

					%	
					100.00	
					100.00	
					100.00	
					100.00	
					100.00	
				100.00		
				100.00		
				100.00		
					90.00	
					100.00	
					100.00	
				100.00		
				99.00	1.00	
					73.8352	
					100.00	
					100.00	
					100.00	
				100.00		
					100.00	
					100.00	

3

	161,308,465.34	24,601,102.80	185,909,588.14	138,142,417.12	5,429,355.39	143,571,772.51						
	71,590,326.31	4,599,504.94	76,189,831.25	7,841,863.77		7,841,863.77	91,136,352.03	2,437,066.63	93,573,408.66	10,855,488.59		10,855,488.59

4						
5						
2.						
1						
	2016	3	28		461.7877	
	0.7757%			0.7757%		2017 6 28
	2017	5	20			7
					29,611.7207	7
				26.9044%		
				95.7745%		
3.4520%						
	2017	9	1			
					3.452%	2
					0.7735%	2,187,502.00
				100%		
302,922,588.00					187,394,642.70	
115,527,945.30		2017	12	31		100%
2						

	238,704,604.00
	64,217,984.00
	302,922,588.00
/	187,394,642.70
	115,527,945.30
	115,527,945.30

3.

1

2

3

4

5

6

7

4.

5.

1.

1

2017 12

31

	2017 12 31	2016 12 31
-	102,190,739.88	62,717,754.42
-	1,035,686.04	1,012,640.13
-	165,890,863.13	1,564,002.88
-	22,810,430.23	13,150,488.73
-	193,752.64	123,524.30
-		193,435.63
-	25,423,673.42	495,301.80
-	163,838,360.00	

2

2017 12 31

55,150

19,600

3

2.

2017 12 31

78,350,145.26

3.

2017 12 31

	1,057,264,188.81				1,057,264,188.81
	12,672,850.84				12,672,850.84
	1,001,300,379.12				1,001,300,379.12
	175,154,511.62				175,154,511.62
	715,338,360.00				715,338,360.00
	162,475,468.37				162,475,468.37
	1,500,287,179.85				1,500,287,179.85

	1,004,630.77				1,004,630.77
	292,581,324.41				292,581,324.41
	67,202,926.76				67,202,926.76

1

1

		2017		2016	
	5%	11,439,088.15	11,439,088.15	2,925,090.08	2,925,090.08
	5%	-11,439,088.15	-11,439,088.15	-2,925,090.08	-2,925,090.08

2

		2017		2016	
	1%	-3,864,340.59	-3,864,340.59	-42,500.00	-42,500.00
	1%	3,864,340.59	3,864,340.59	42,500.00	42,500.00
	1%	8,986,745.61	8,986,745.61	14,192.72	14,192.72
	1%	-8,986,745.61	-8,986,745.61	-14,192.72	-14,192.72

1.

1

				‰	‰
			200,000.00	24.6875	24.6875
			900,000.00	4.7686	4.7686

29.4561%

2

	2,000,000,000.00			2,000,000,000.00
	9,000,000,000.00			9,000,000,000.00

3

			%	
	77,025,000.00	61,425,000.00	24.6875	19.6875
	14,878,075.00	14,878,075.00	4.7686	4.7686

2.

" 1. 1 "

3.

" 3. "

4.

	5%
	5%
Run Liang Tai Management Limited	

1.

1 /

		2017	2016
		174,466.50	
		174,466.50	

2.

			5,423,977.53	2,168,309.92
			5,423,977.53	2,168,309.92

3.

4.

		5,000,000.00	2016 8 25			
		7,915,538.30	2015 10 20			
		50,000,000.00	2017 11 15	2018 11 03		
		HKD196,000,000.0 0	2017 12 22)		

5.

	60.00	20.00
	61.98	47.82
	39.47	18.20
	46.13	45.85
	16.07	13.56
	12.00	4.00
	12.00	4.00
	12.00	4.00
	3.54	
		31.00
		25.11
		23.43

12.40
8.75
8.27
5.60
5.60
5.60
283.19



100% N 60%	$X \times (N+1) / 2$	$X \times 1-N / 2$
N 100%	X	0

1) N=2019

/

*100% 2)

2019

2019

2016 1 23

"

"

18,021,996.73

42,918,888.64

2016 7

21

3,152

2017 11 28

2016 03 227

10

2016 7 29

600

2012 2014

2017 0306

22621

2018 2 28

2016 9 27

4,935,512.50

15,000

" "

" "

1

30,000

1:1

15,000
15,000

15,000

15,000

A

1:1

2020

1

2

3

4

" " X

:

N 60%	0	X
100% N 60%	$X \times (N+1) / 2$	$X \times (1-N) / 2$
N 100%	X	0

1) N=2020

*100% 2)

2020

/

2	2018	1	9	2018		
				2017	12	21
						Simcom International
					51,800	Simcom International
				100%		100%
				Simcom International		0.01%
			99.99%			
						4.144
3	2018	1	10			
				100,000,000.00		3
			0.75%			
				4.75%	5.50%	5,000,000.00
				100.00		
2018	3	5				100,000,000.00
			3			
				1.15%		
					4.75%	5.90%
			5,000,000.00		100.00	
4						
2018	2	6	2018	2	9	
			388,500		947,302	
			9,323.8877		29.8843%	

2018 4 2

2018 4 2

0.35

312,000,000

1,092

2017

10

3.

1.

1

		%		%	
	18,021,996.73	3.01	9,010,998.37	50.00	9,010,998.36
	579,763,626.76	96.99	48,427,856.48	8.35	531,335,770.28
	544,360,876.47	91.07	48,427,856.48	8.90	495,933,019.99
	35,402,750.29	5.92			35,402,750.29
	597,785,623.49	100.00	57,438,854.85	-	540,346,768.64

		%		%	
	18,021,996.73	2.65	7,456,342.37	41.37	10,565,654.36

	660,838,199.14	97.35	34,668,310.17	5.25	626,169,888.97
	644,367,933.19	94.92	34,668,310.17	5.38	609,699,623.02
	16,470,265.95	2.43			16,470,265.95
	678,860,195.87	100.00	42,124,652.54	-	636,735,543.33

1

				%	
	18,021,996.73	9,010,998.37	2-4	50.00	2017 11 28
	18,021,996.73	9,010,998.37			

2

			%
6	269,455,372.53		
7-12	68,057,967.62	3,402,898.38	5.00
1-2	118,781,869.12	11,878,186.91	10.00
2-3	51,227,976.50	12,806,994.13	25.00
3-4	25,247,931.28	11,361,569.08	45.00
4-5	7,461,575.53	4,850,024.09	65.00
5	4,128,183.89	4,128,183.89	100.00
	544,360,876.47	48,427,856.48	-

			%
6	400,415,851.91		
7-12	64,777,681.46	3,238,884.07	5.00
1-2	119,695,307.08	11,969,530.71	10.00
2-3	42,904,152.41	10,726,038.10	25.00
3-4	10,199,269.66	4,589,671.35	45.00
4-5	6,375,670.67	4,144,185.94	65.00

			%
	644,367,933.19	34,668,310.17	-

2

15,314,202.31

3

4

			%	
	29,879,710.80	6	5.00	
	19,198,590.00	4	3.21	1,724,911.83
	18,021,996.73	2-4	3.01	9,010,998.37
	14,687,499.55	2	2.46	1,019,624.74
	13,435,226.38	6	2.25	
	95,223,023.46		15.93	11,755,534.94

5

6

2.

1

		%		%	
	404,226,382.64	100.00	1,902,329.75	0.47	402,324,052.89
	87,525,457.95	21.65	1,902,329.75	2.17	85,623,128.20
	316,700,924.69	78.35			316,700,924.69
	404,226,382.64	100.00	1,902,329.75	-	402,324,052.89

		%		%	
	107,643,065.14	100.00	1,587,227.14	1.47	106,055,838.00
	27,720,178.53	25.75	1,587,227.14	5.73	26,132,951.39
	79,922,886.61	74.25			79,922,886.61
	107,643,065.14	100.00	1,587,227.14	-	106,055,838.00

1

2

			%
6	76,128,640.50		
7-12	3,602,120.76	180,106.03	5.00
1 2	3,135,689.73	313,568.97	10.00
2 3	3,835,704.95	958,926.24	25.00
3 4	489,945.06	220,475.28	45.00
4 5	297,439.21	193,335.49	65.00
5	35,917.74	35,917.74	100.00
	87,525,457.95	1,902,329.75	-

			%
6	15,409,360.53		
7-12	3,774,344.49	188,717.22	5.00
1 2	6,010,946.11	601,094.61	10.00
2 3	1,947,614.39	486,903.60	25.00
3 4	406,952.30	183,128.54	45.00

			%
5	46,453.44	46,453.44	100.00

3.

1

	1,062,159,823.39				

4.

	1,394,519,040.01	1,089,445,709.46	1,306,033,222.88	1,036,272,919.45
	3,050,383.75	1,950,674.18	1,426,971.12	1,551,376.88
	1,397,569,423.76	1,091,396,383.64	1,307,460,194.00	1,037,824,296.33

2018 4 2

9 ---

2010

2017

		2017	
	5.11%	0.33	0.33
	3.33%	0.21	0.21

2017

2018 4 2